

Reset of Passwords:

Open website www.tjohncollege.com ----- Click on Student tab---- Click on Student Login ---- Click on Forgot Your Password?



Enter Roll No. in user ID place and click on continue.

Forgot My Password

If you have forgotten your password, or your password has expired, you can have a new password emailed to you.

Enter your User ID below. This will be used to find your profile, in order to authenticate you.

User ID:

Enter Date of birth in mentioned format and click on E-mail New password.

Forgot My Password

User ID: BHM174144

Email ID: BHM174144@tjohngroup.com

Please answer the following question below for user validation.

Question: What is your Date of Birth (DDMMYYYY)?

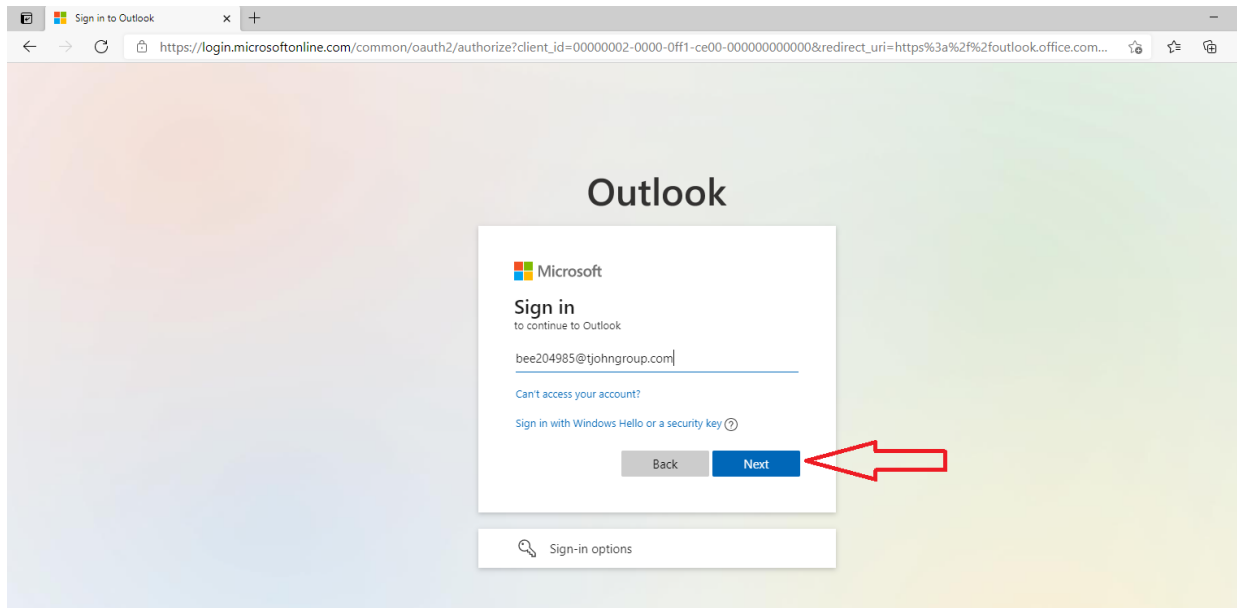
Response:

New password will be e-mailed to your college e-mail ID.

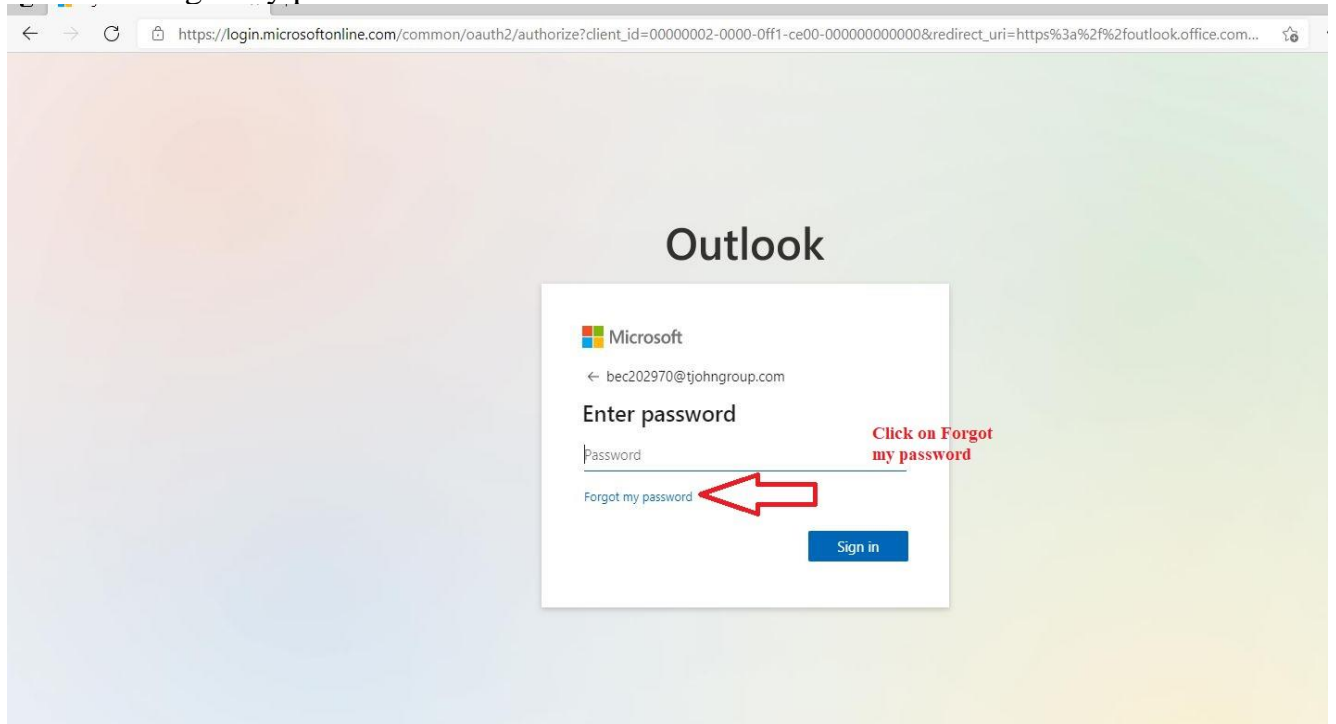
If you have forgotten your college e-mail ID password please follow the below steps.

Open website www.tjohncollege.com ----- Click on Student tab---- Click on College E-mail ID and enter college e-mail ID and click on NEXT (Generally college e-mail ID will be your college roll no @tjohngroup.com Example:BBA202987@tjohngroup.com).

After entering e-mail ID and password if system shows **“Your account is locked, contact your support person to unlock it, then try again”**. Then it means your e-mail ID is blocked for that you need to contact your Principal. Once your e-mail is unblocked you can login with same old password. If you forgot your password then follow below steps.



Click on **Forgot my password**



Enter characters displayed in the box and click on Next.

Microsoft

Get back into your account

verification step 1 > choose a new password

Please choose the contact method we should use for verification:

Email my alternate email

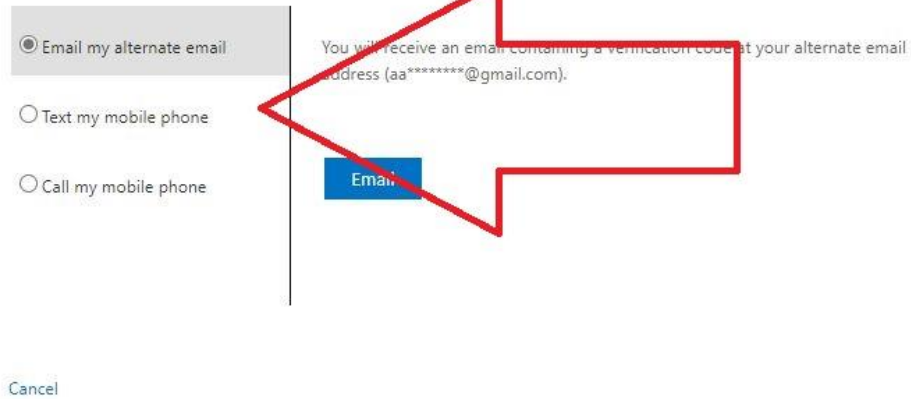
Text my mobile phone

Call my mobile phone

You will receive an email containing a verification code at your alternate email address (aa*****@gmail.com).

Email

Cancel



If you choose Text my mobile phone follow the below steps (For above shown 3 ways Microsoft will give you the steps to follow).

Phone Number last 2 digits are given in that page based on that you can identify which phone number you have given initially with Microsoft.

Enter Phone Number and click on Text.

Microsoft

Get back into your account

verification step 1 > choose a new password

Please choose the contact method we should use for verification:

Text my mobile phone

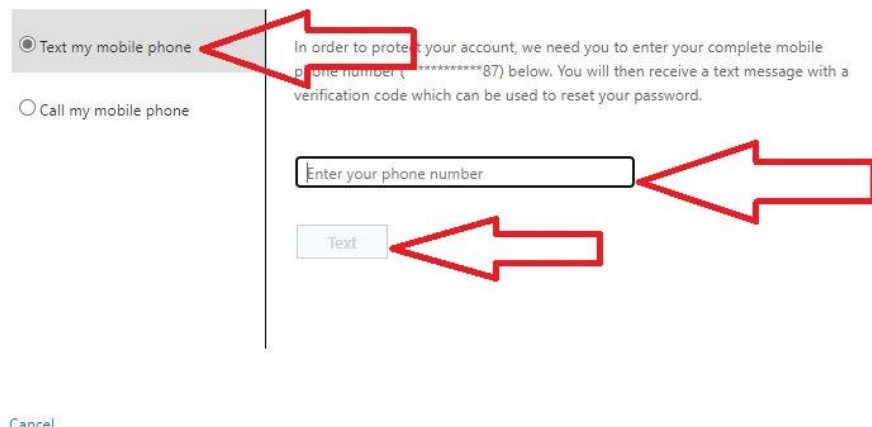
Call my mobile phone

In order to protect your account, we need you to enter your complete mobile phone number (*****87) below. You will then receive a text message with a verification code which can be used to reset your password.

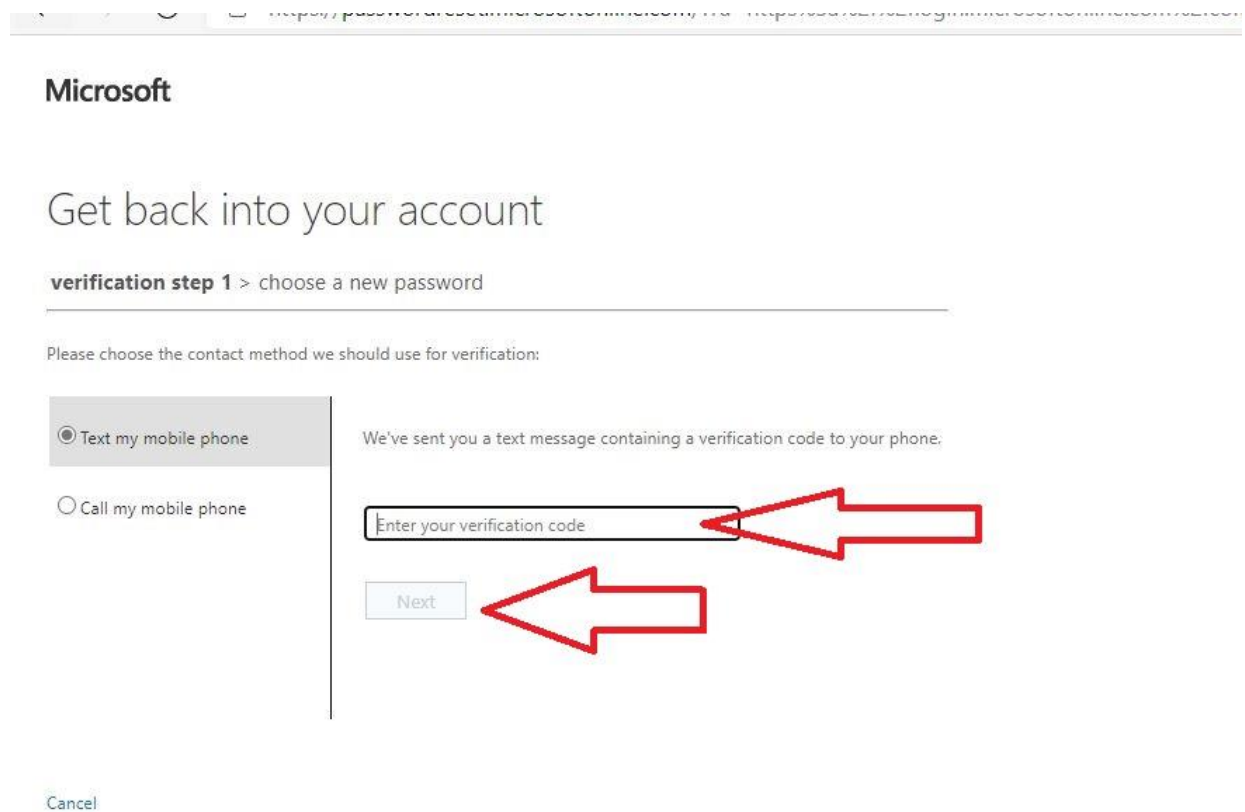
Enter your phone number

Text

Cancel



Enter the verification code received in that mobile number and click on Next.



Microsoft

Get back into your account

verification step 1 > choose a new password

Please choose the contact method we should use for verification:

Text my mobile phone

Call my mobile phone

We've sent you a text message containing a verification code to your phone:

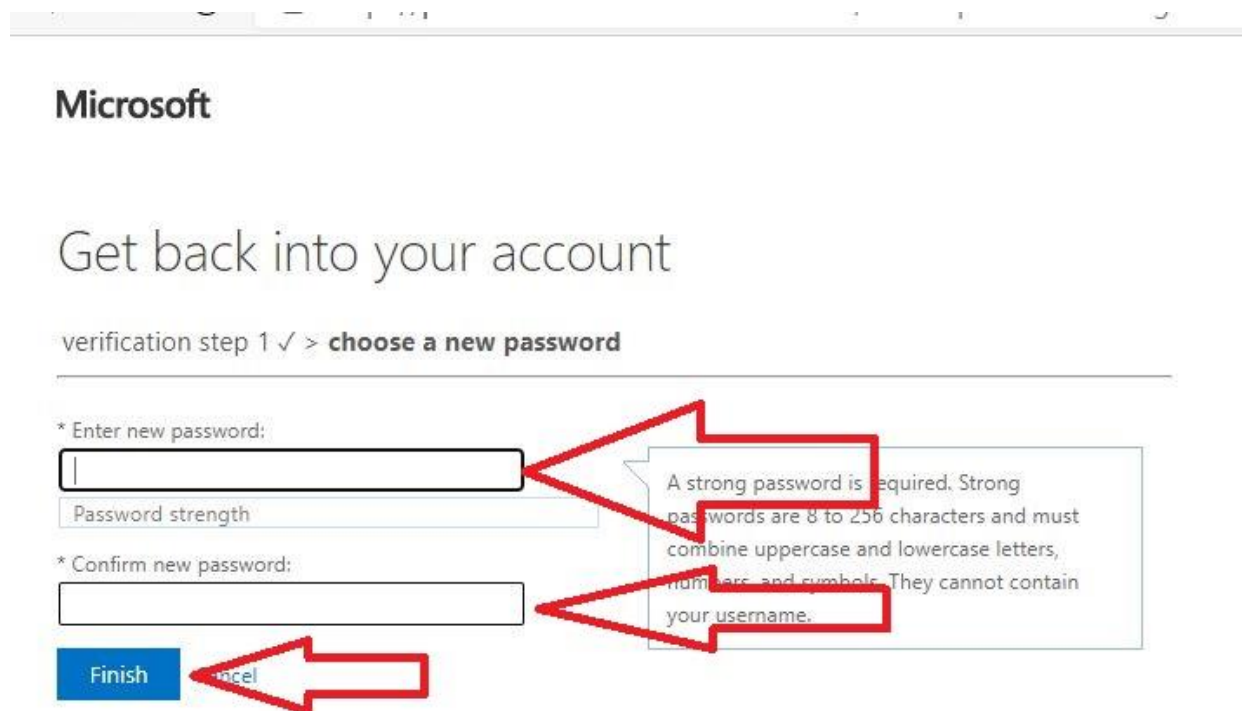
Enter your verification code

Next

Cancel

Note: Red arrows in the original image point to the 'Enter your verification code' input field and the 'Next' button.

Enter the new password in the two boxes and click on Finish.



Microsoft

Get back into your account

verification step 1 ✓ > **choose a new password**

* Enter new password:

Password strength

* Confirm new password:

Finish

Cancel

A strong password is required. Strong passwords are 8 to 256 characters and must combine uppercase and lowercase letters, numbers, and symbols. They cannot contain your username.

Note: Red arrows in the original image point to the 'Enter new password' and 'Confirm new password' input fields, the 'Finish' button, and the password strength requirements text box.

Your password successfully reset, for signing in below to that there is a message as “click her” click on that and login to your E-mail ID.



Please note that, Alternate e-mail and phone number should have been set by the student in the first stage when he/she would have received their email id and password from the college. If not please contact your Principal.